

أَلْحَيَاءُ مِنَ الْإِيمَانِ

NASJ RAT-UL-AHMADJYAH

MALAYSIA

YEARLY SYLLABUS 2022-2023

WORK

BOOK

MODESTY IS A PART OF FAITH

Index:

S.No	Title	P No.
	Acknowledgement	3
1	Quarter 1 (Oct, Nov and Dec 2022)	
•	Syllabus Age Group 7 to 9	4
•	Syllabus Age Group 10 to 12	7
•	Syllabus Age Group 13 to 15	10
2	Quarter 2 (Jan, Feb and March 2023)	
•	Syllabus Age Group 7 to 9	12
•	Syllabus Age Group 10 to 12	17
•	Syllabus Age Group 13 to 15	19
3	Quarter 3 (April, May and June 2023)	
•	Syllabus Age Group 7 to 9	22
•	Syllabus Age Group 10 to 12	25
•	Syllabus Age Group 13 to 15	28
4	Quarter 4 (July, August and September 2023)	
•	Syllabus Age Group 7 to 9	30
•	Syllabus Age Group 10 to 12	33
•	Syllabus Age Group 13 to 15	36

Acknowledgement:

All praise belongs to ALLAH, the Almighty. Through His Help, we were enabled to complete the Nasirat Activity Book. This project was supervised by National Sadr Lajnah Ima'illah Malaysia, who provided encouragement and special prayers for its success. The Purpose of this work book is to easily understand the syllabus and helpful for Nasirat to solve exam paper.

- ❖ **Syllabus Selection:** Sec Nasirat Malaysia Mrs Asma Usman and Asst Sec Nasirat Malaysia Mrs Amtul Mubeen.
- ❖ **Layout:** Mrs Asma Usman and Mrs Amtul Mubeen.
- ❖ **Malay Translation:** Cik Sakinah Adnan and Puan Aisya Abu Bakar.
- ❖ **Front Cover and Program Writing:** Mrs Amtul Mubeen.
- ❖ **Answer Book:** Mrs Asma Usman and Mrs Amtul Mubeen.
- ❖ **Final Rechecked by:** Mrs Asma Usman, National Gen Sec and National Pn Sadar Malaysia.

We pray to Allah Almighty that the Taleem and Tarbiyat Syllabus will be beneficial for our beloved Nasirat.

Sincerely, Asma Usman,

National Secretary Nasirat,

Malaysia.

Note: The content book is provided with the syllabus.

Quarter 1 (Oct to Dec 2022)

Age group 7 to 9

Chapter 1: HOLY QURAN

Memorization:

Category A (7 to 8)

- Learn Surah Al-Ikhlās.
- Learn Surah Al-Kauthar.
- Learn verse no 1 to verse no 3 from Surah Al-Baqarah.

Category B (8 to 9)

- Learn Surah Al-Ikhlās.
- Learn Surah Al- Kauthar with translation
- Learn verse no 1 to verse no 4 from Surah Al-Baqra.

Activities:

From Surah Al-Kauthar (Description of Surah given in Content book)

A. Fill in the blanks.


guidance, Prophet, Medina, Second Pillar, among, sacrifice
--

1. Holy Prophet (PBUH) migrated to _____ due to persecution.
2. Quran is _____ for all the times to come.
3. We should pray constantly and offer _____ in the way of Allah.
4. Namaz is _____ of Islam.
5. Holy Prophet (PBUH) is most successful _____.

B. Match the words with the meaning.

Kauthar	Most Successful of all the Prophet
Migrated	Guide for all the times
Persecuted	Second pillar of Islam
Holy Prophet (PBUH)	Moved
Prayer (Namaz)	Abundance of goods
Qur'an	Treated badly due to religious belief.

Surah Al-Kauthar



ACROSS	DOWN
3 Second Pillar of Islam	1 Moved
6 Person with much good	2 Treated badly because of his religious belief.
7 Full of Success	4 Something given up or lost
8 Holy Prophet migrated here after persecution	5 One that follows the opinions or teaching of another

Chapter 2: AHADITH

Memorization:

➤ Memorize Hadith Cleanliness with translation. (Both categories)

1. Activities:

A. Fill in the blanks:

- i. Cleanliness is a _____ of faith.
- ii. _____ is a requirement of faith.
- iii. Cleanliness is a requirement of _____.

B. Words Meaning:

Cleanliness	طَهْرٌ	Faith	إِيمَانٌ	Requirement	شَطْرٌ
-------------	--------	-------	----------	-------------	--------

Category B (8 to 9)

- Memorize Hadith “Paradise is under the feet of mothers” with translation.

Chapter 3: SALAT

Memorization:

Category A (7 to 8)

- Memorize **Intention (Niyyah)**.

Category B (8 to 9)

- Memorize Salat from **Intention (Niyyah) to Ruku** prayer.

Chapter 4: PRAYER & ATTRIBUTES of ALLAH

Memorization

- Learn prayers:

Category A (7 to 8)

- Starting a Meal
- Finishing a Meal

Category B (8 to 9)

- Learn prayers with translation.
- Starting a Meal
- Finishing a Meal

1. Learn First Kalima with translation. (Both categories)

2. Memorize following Attributes of ALLAH with translation. (Both categories)

رَبُّ الْعَالَمِينَ	<i>Rabbul `aalameen</i>	The Lord of all the worlds	سب جہانوں کا پالنے والا
الرَّحْمَنُ	<i>ar-Rahmaan</i>	The Gracious	بہت مہربان
الرَّحِيمُ	<i>ar-Raheem</i>	The Merciful	نہایت رحم والا

Chapter 5: AL-QASEEDAH & DEENI MALOOMAT

Memorization:

- Memorize QASEEDAH no 1 to 3 from AL-QASEEDAH book.
- Learn first five Question from first chapter ALLAH TALAH.
- Learn first 4 questions from chapter Holy Prophet (P.B.U.H).
- Learn first 3 questions from Chapter Hazrat Masih-e-Maud (AS)

Age group 10 to 12

Chapter 1: HOLY QURAN

Memorization:

1. Learn Surah Al-Kafirun.
2. Learn Verse No 1 to Verse No 5 from Surah Al-Baqarah with translation.
3. Learn Surah Al-Falaq with translation.

Activities:

Activities are created based on the translation of the Surah and the commentary.

From Surah AL-Falaq

Q1- How many verses does Surah AL-Falaq has?

Q2-Where does Surah AL-Falaq was revealed?

Q3- The recitation of which two Surahs are Human's best protection against evil?

Chapter 2: AHADITH

Memorization:

- Learn the following Hadith with translation
 1. Criteria of true Muslim.
 2. Abuse of Sin.

Activities:

Describe Hadith Criteria of true Muslim in your own words.

Chapter 3: SALAT

Memorization:

- Revise Salat from Intention to Tehmeed and learn with translation.

Activities:

- Fill the blanks using Key words (Surah AL-Fatiha)

Keywords: worlds, worship, displeasure, blessings, Allah, Guide, implore, Judgement, Ta'awwuz, Merciful

- a) During first Raka`at, after _____ Surah Al-Fatiha is recited.
- b) All Praise belongs to _____, Lord of all the _____.
 The Gracious, the _____.
 Master of the Day of _____.
 Thee alone do we _____ and Thee alone do we _____ for help.
 _____ us in the right path—
 The path of those on whom Thou hast bestowed Thy _____,
 those who have not incurred Thy _____, and those who have not gone
 astray.

Chapter 4: PRAYER & ATTRIBUTES of ALLAH

Memorization:

- Learn prayers with translation.
 1. To Put on New Dress:
 2. For Mercy and forgiveness:

Examples of when to read for mercy and forgiveness Prayer:

- ❖ This prayer should be read on daily basis, to seek forgiveness and have mercy from ALLAH.
- ❖ This Prayer can also be read when we are feeling weak and in trouble, or are tempted to do something that is wrong.

1. Write two examples of situations when you should read this prayer.

- 1) _____
2) _____

1. Learn 1 and 2 Kalima with translation.
2. Memorize following Attributes of ALLAH with translation.

الْغَفَّارُ	<i>al-Ghaffaar</i>	The Great Forgiver	بہت بخشنے والا
الْقَهَّارُ	<i>al-Qahhaar</i>	The Most Supreme	صاحبِ جبروت
الْوَهَّابُ	<i>al-Wahhaab</i>	The Bestower	بہت دینے والا
الرَّزَّاقُ	<i>Ar-Razzaaq</i>	The Provider	روزی دینے والا
الْفَتَّاحُ	<i>al-Fattaah</i>	The Opener (of the doors of success) The Judge	کھولنے والا بہت واضح فیصلہ کرنے والا

Chapter 5: AL-QASEEDAH & DEENI MALOOMAT

Memorization:

- Revise QASEEDAH from 1 to 10 and Memorize Qaseedah no 11.
- Learn first 10 questions from Holy PROPHET (P.B.U.H).
- Learn first 7 questions from Chapter Hazrat Masih-e-Maud (AS)

Age group 13 to 15

Chapter 1: HOLY QURAN

Memorization:

1. Memorize Surah Al-Mau'n with translation.
2. Revise verse no 1 to 7 from Surah Al-Baqarah and learn with translation.
3. Learn Surah AL-Lahab

Activities:

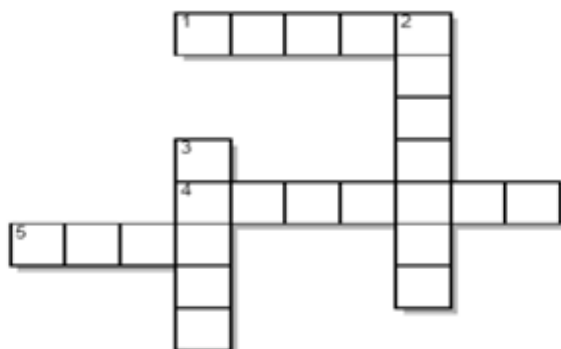
FROM SURAH Al-Mau'n

- A. What are two social ills, if not guarded against, can cause a total decline and disintegration of a community and why?

- B. Talk about what Surah Al-Ma'un means in your own words. Assume you are trying to explain it to your little brother or a sister.?

Crossword Puzzle:

Al-Ma'un



ACROSS

- 1 Where was this Surah Revealed?
- 4 One of the worldly ill that destroys the society according to this surah is not taking proper care of _____
- 5 Neglect of _____ may cause denial of a society

DOWN

- 2 Small household articles of common use
- 3 Love of _____ Causes nations to loose faith

Chapter 2: AHADITH

Memorization:

- Learn the following Hadith with translation
 - Rights of Neighbour
 - Be thankful to people

Activities:

1. Write three examples of right behaviour with your neighbours.

2. Discuss how we can implement this Hadith in our everyday life.

Chapter 3: SALAT

Memorization:

1. Revise Complete Salat from Intention to AT-Tashah-hud with translation.
2. Learn Durood Shareef with translation.

Activities:

- A. What does the word Nafal means and how many Raka'at of prayers are in Nafal?

- B. When we can offer Nafal prayer in our daily life?

Chapter 4: PRAYER & ATTRIBUTES of ALLAH

Memorization:

- Learn prayer with translation.
 - Entering Home.

- Leaving Home.
- Do practice to recite these prayers in your daily routine.
- Revise 1 to 4 Kalima with translation.
- Memorize following attributes of ALLAH with translation.

الْحَقُّ	<i>al-Haqq</i>	The Truth; The True	سچا
الْوَكِيلُ	<i>al-Wakeel</i>	The Guardian	کارساز، نگران
الْقَوِيُّ	<i>al-Qawiyy</i>	The Powerful	زور آور
الْمَتِينُ	<i>al-Mateen</i>	The Strong	قوت والا
الْوَلِيُّ	<i>al-Waliyy</i>	The Best Friend; The Protector	بہترین دوست، نگہبان

Activities:

1. Write two properties of given each attribute of ALLAH.

- 1) _____
- 2) _____

Chapter 5: AL-QASEEDAH & DEENI MALOOMAT

Memorization:

- Revise QASEEDAH no 1 to 15 and learn their translation from AL-QASEEDAH book.
- Learn Question no 1 to 10 from chapter Hazrat Muhammad (P.B.U.H) from Deeni Maloomat Book.
- Learn Question no 1 to 10 from chapter Hazrat Masih-e-Mau'd (AS)

Quarter 2 (Jan to March 2023)

Age group 7 to 9

Chapter 1: HOLY QURAN

Memorization:

Category A (7 to 8)

- Learn verse no 1 to 4 from Surah Al-Fatiha.
- Learn Surah Al-Ikhlâs with translation.
- Learn verse no 4 from Surah Al- Baqarah.

Category B (8 to 9)

- Learn verse no 1 to 5 from Surah Al-Fatiha.
- Learn Surah Al-Ikhlâs with translation.
- Learn verse no 5 from Surah Al- Baqarah.

Activities: from Surah Al-Ikhlâs:

Keywords:

- *QUL*: (Say) spread the message that He is one and only one to create this universe and He needs no partner.
- *Allah*: The distinctive name used in the Qur'an for the Supreme Being. The word is never used for any other thing or being.
- *Ahad*: This means One, Alone, and Unique.
- *Samad*: This means independent of all and to Whom every being is dependent to.

C. Match the words with the meaning.

QUL	One, Alone, Unique
Lam Yalid Walam Youlad	The independent and besought of All
Allah	Say
Samad	Distinctive name for the Supreme Being
Al-Ikhlâs	Has no Father and Children
Ahad	Was revealed in Mecca

A. Scramble word

olnae _____
 ays _____
 nuqie _____

kile _____
 ecacm _____

Chapter 2: AHADITH

Memorization:

Memorize Hadith (for both categories) **Think Before you Speak:**

2. Activities:

C. Fill in the blanks:

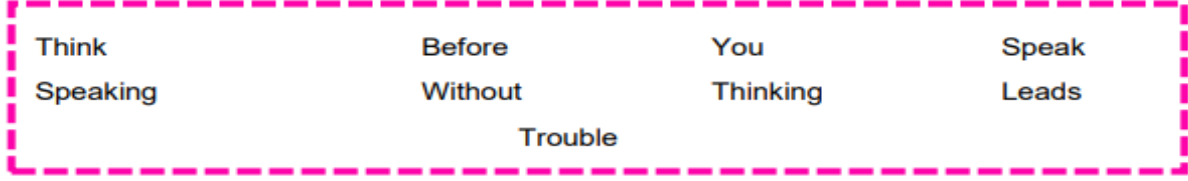
1. Speaking without _____ leads to trouble.
2. Speaking without thinking _____ to trouble.
3. _____ without thinking leads to _____.

D. Words Meaning:

Speak without think	بِالْمَنْطِقِ	Leads	مُؤَكَّلٌ	Trouble	الْبَلَاءُ
---------------------	---------------	-------	-----------	---------	------------

E. Find words:

J W Z F P P M L D Q J O K P O S F E
 X Z T G X C L K W E E S M A B J E A
 H Z P T K E T K U H U K S W N P R A
 L P U S A N T W C J B P H B O I O D
 X I L D W U Y E H R E P C Y J M F V
 X C S V O J R P B A E M E O N M E P
 C U T H A C E W K A J E S Y G Q B I
 T L T G V H P I M X R R J V G F X H
 V I A C O A N F T X G D B Y N B E I
 W P K K B G A R X I G J F X I B L P
 T G N B A B N D Q O I Y K L K O B N
 N N P W C E A X D R V O L X N E U R
 V G G P M U P Q O I U U F W I D O P
 I T H I N K S S D V F S R H H S R P
 K K K W I P N D V U T I O K T X T X



Category B (8 to 9)

- Memorize Hadith “Importance of Motives” with translation.

Chapter 3: SALAT

In salat after reciting Intention, Glorification and Taouz, Tasmiah we must recite Surah AL-Fatiha then we can recite any Surah (Chapter) or Verses from HOLY QURAN.

Memorization:

Category A (7 to 8)

- Memorize **Glorification (Thanaa’)** and **Ruku** prayer.

Category B (8 to 9)

- Memorize **Tasmee’** and **Tehmeed**.
- Memorize **Sajdah Prayer**.

Activities:

A. How to perform Wudu:

1. One should say, بِسْمِ اللّٰهِ الرَّحْمٰنِ الرَّحِیْمِ (In the Name of Allah, the Gracious, the Merciful) and perform Ablution as follows:	وضو شروع کرنے سے پہلے بِسْمِ اللّٰهِ الرَّحْمٰنِ الرَّحِیْمِ پڑھنی چاہیئے
2. Washing the hands three times up to the wrist; the right hand first and then the left.	تین مرتبہ اپنے ہاتھ کلائی تک دھوئیں۔ پہلے دایاں (سیدھا) ہاتھ پھر اس کے بعد بایاں (الٹا) ہاتھ۔
3. Cleaning the mouth by rinsing it with water three times, massaging the gums at the same time.	تین بار منہ میں پانی ڈال کر دائیں ہاتھ سے اچھی طرح صاف کریں اور کلی کریں۔
4. Cleaning out the nostrils thoroughly by putting some water in them.	تین بار ناک میں پانی ڈال کر بائیں ہاتھ سے اچھی طرح صاف کریں۔
5. Washing the face three times.	اپنا چہرا تین مرتبہ دھوئیں۔

<p>6. Washing the forearms including the elbows three times.</p>	<p>اپنے دونوں بازو کہنیوں تک تین مرتبہ دھوئیں۔ پہلے دایاں (سیدھا) اور پھر بائیں (الغنا)۔</p>
<p>7. Moistening the hands and running them over the head from front down to the neck, then running the thumbs around the ears and wiping inside.</p>	<p>دونوں گیلے ہاتھ ماتھے اور سر پر سے پھیرتے ہوئے گردن کے پیچھے سے لے کر شہادت کی انگلی سے کان کے اندر سے صاف کر کے اور انگھوٹے سے کان کے باہر کا صاف کرتے ہوئے مسح مکمل کریں۔</p>
<p>8. Washing the feet including the ankles, three times; the right foot first and then the left. In case socks are put on after ablution, then during the rest of the day, it is allowed to pass wet fingers over them, instead of washing the feet each time, provided these have not been taken off during this time</p>	<p>پھر دونوں پاؤں تین مرتبہ پہلے دایاں اور پھر بایاں پاؤں بائیں ہاتھ سے دھوئیں۔ اور وضو کرنے کے بعد موزے پہننے کی صورت میں باقی دن میں اپنی انگلیاں موزوں کے اوپر سے پھیر سکتے ہیں۔ نہ کے ہر بار آپ پاؤں دھوئیں۔</p>

a. How many times we wash our mouth in Wudu?

b. At the time of washing feet which foot, we wash first?

B. Use given words then fill in the blanks: (Straight, Sajdah, Niyyah)

- We start our Salat (Prayer) by standing _____.
- We face toward the Ka`bah, in Mecca, and say _____ Namaz.
- While standing or sitting the eye should be focused on the _____ place.

Chapter 4: PRAYER & ATTRIBUTES of ALLAH

Memorization

Learn Prayer:

Category A (7 to 8)

- On Waking Up
- On Going to Bed

Learn Prayer with translation:

Category B (8 to 9)

- On Waking Up
 - On Going to Bed
3. Learn second kalima. (for both categories)
 4. Memorize following Attributes of ALLAH with translation. (for both categories)

الْمُؤْمِنُ	<i>al-Mu'min</i>	The Bestower of Security	امن دینے والا
الْمُهَيِّمُ	<i>al-Muhaimin</i>	The Protector	پناہ دینے والا
الْعَزِيزُ	<i>al-'Azeez</i>	The Mighty	کامل غلبہ والا

Chapter 5: AL-QASEEDAH & DEENI MAOOMAT

Memorization:

1. Memorize QASEEDAH no 4 to 6 from AL-QASEEDAH book.
2. Learn question no 5, 6 and 7 from chapter Holy Prophet (P.B.U.H).
3. Learn Question no 4 ,5,6 from chapter Hazrat Masih-e-Mau'd (AS)
4. Learn first 4 Question from chapter Hazrat Khalifa -tul- Masih 2nd (R.A)

NOTE: Content of Syllabus has provided with the Syllabus.

Age group 10 to 12

Chapter 1: HOLY QURAN

Memorization:

4. Learn Surah Al-Fil.
5. Learn Verse No 6 to Verse No 8 from Surah Al- Baqarah with translation.
6. Learn Surah Al- Kafirun with translation.

Activities:

Activities are created based on the translation of the Surah and the commentary which is given in Syllabus content book.

From Surah AL-Kafirun

- What did Holy Prophet PBUH say about Surah Al-Kafirun, and Surah Al-Ikhas?

- Why are Surah Al-Ikhlās, and Surah Al-Kafirun very important to understand and memorise?

- Describe Context and meaning of this Surah in your own words?

Chapter 2: AHADITH

Memorization:

- Learn the following Hadith with translation.
 - Be the First to Greet
 - Promise of a Believer

Activities:

- Fill in the blanks:
 1. The promise of a believer is as certain as thing in a _____.
 2. _____ prefers those who hasten to be the first to _____ others.
- Explain Ahadith Promise of a Believer in your own words.

Chapter 3: SALAT

Memorization:

- Memorize Salat Sajdah prayer and Prayer between two sajdah with translation.

Activities:

2. Keep record of your prayer.
3. Revise Salat and Practice with other Nasirat.

Chapter 4: PRAYER & ATTRIBUTES of ALLAH

Memorization:

- Learn prayer with translation.
 - For Steadfastness and ALLAH's Help.
- Write two examples of situations when you should read this prayer.

- 1) _____
- 2) _____

- Learn 3rd Kalima.
- Memorize following Attributes of ALLAH with translation.

الْغَفُورُ	<i>al-Ghafoor</i>	The Most Forgiving	بخشنے والا
الشَّكُورُ	<i>ash-Shakoor</i>	The Most Appreciating	قدر دان
الْعَلِيُّ	<i>al-'Aliyy</i>	The High	بلندی والا
الْكَبِيرُ	<i>al-Kabeer</i>	The Incomparably Great	بڑائی والا
الْحَفِيظُ	<i>al-Hafeez</i>	The Guardian	حفاظت والا

Chapter 5: AL-QASEEDAH & DEENI MALOOMAT

Memorization:

- Memorize QASEEDAH no 12 to 14 from AL-QASEEDAH book.
- Learn Q no 8 to 10 from Chapter Hazrat Masih-e-Mau'd (AS) (Book Deeni Maloomat)
- Learn first 5 questions from Chapter Hazrat Khalifa-tul-Masih 2nd (R.A)
- Learn first 5 questions from Chapter Hazrat Khalifa-tul-Masih 3rd (R.A)

NOTE: Content of Syllabus is provided with the Syllabus.

Age group 13 to 15

Chapter 1: HOLY QURAN

Memorization:

4. Memorize Surah Al-Lahab with translation.
5. Revise verse no 8 to 12 from Surah Al-Baqarah and learn with translation.
6. Learn Surah AL-QARIA.

Activities:

FROM SURAH AL-Lahab


A. Who was Abu Lahab? Why was he called Abu Lahab?

B. What other things might this Surah be referring to by using the words Abu Lahab?

C. Explain what Surah Al-Lahab means in your own words?

D. Crossword Puzzle:

Surah Al-Lahab



ACROSS

- 2 Holy Prophet Mohammad PBUH stood on this mountain and declared himself a prophet to his relatives and a few Meccan tribes
- 6 this Surah may also be referring to two groups of _____ and their satellites
- 7 Father of Flame

DOWN

- 1 Abu Lahab Was Holy Prophet's _____
- 3 Abu Lahab was called 'Father of Flames' because of his _____ temper
- 4 Where was this surah revealed?
- 5 Abu Lahab may specifically means Holy prophet PBUH's uncle, or any hot-tempered enemy of _____

Chapter 2: AHADITH

Memorization:

- Learn the following Hadith with translation

- Against of Backbiting

Activities:

3. What is the meaning of Backbiting?
-
-

4. In this activity, give each Nasirat a piece of paper and ask them how they would tackle the following situations. Once the Nasirat are done, have everyone come back together to hold a constructive conversation.

- 1) Maryam and Sidra are making fun of a friend in absence of her. Amina walks up to them and asks them to stop backbiting to which Maryam replies, we are not backbiting we are just stating the facts about her. If you were Amina, what would you reply to Maryam and Sidra? How can you help them understand what backbiting is, and what Allah says about it?
- 2) Aliya is sitting and eating her lunch quietly during the school break. Her two friends walk up to her, and start talking bad about Nora. How should Aliya respond? Even after stopping her friends, if they continue to backbite, should she sit on the table with them?

Chapter 3: SALAT

Memorization:

3. Learn Other prayers with translation, we recite after Durood Shareef.
4. Revise Complete Salat with translation.

Activities:

Nasirat between ages 13-15 are expected to have the Salat memorized entirely with translation. It is expected that:

- They are implementing their knowledge of Salat by praying five times daily.
- They should be assisting the younger Nasirat in learning the Salat.
 - Each month local secretaries are expected to assign a Nasirah of this age group to demonstrate the Salat loudly.
 - Nasirat secretary should also correct mistakes, if any.

Chapter 4: PRAYER & ATTRIBUTES of ALLAH

Memorization:

- Learn the following prayers with translation
 - Beginning the Fast with Translation.
 - Ending the Fast with Translation.
- Learn 5th Kalima with translation.
- Memorize following attributes of ALLAH with translation.

الْحَلِيمُ	<i>al-Haleem</i>	The Forbearing	تحمل والا
الْعَظِيمُ	<i>al-`Azeem</i>	The Great	عظمت والا
الْغَفُورُ	<i>al-Ghafoor</i>	The Most Forgiving	بخشنے والا
الشَّكُورُ	<i>ash-Shakoor</i>	The Most Appreciating	قدر دان
الْعَلِيُّ	<i>al-`Aliyy</i>	The High	بلندی والا

Chapter 5: AL-QASEEDAH & DEENI MALOOMAT

Memorization:

- Learn QASEEDAH no 16 to 18 with translation from AL-QASEEDAH book.
- Learn Question no 1-to-10-chapter Hazrat Khalifa-tul-Masih 1st (RA) from Deeni Maloomat Book.
- Learn Question no 1-to-10-chapter Hazrat Khalifa-tul-Masih 2nd (RA)

Quarter 3 (April to June 2023)

Age group 7 to 9

Chapter 1: HOLY QURAN

Memorization:

Category A (7 to 8)

- Learn verse no 5 and 6 from Surah Al-Fatiha.
- Learn Surah Al-Nas. (With translation)
- Learn verse no 5 from Surah Al- Baqarah.

Category B (8 to 9)

- Learn Surah Al-NAS. (With translation)
- Learn verse 6 and 7 from Surah Al-Fatiha.
- Learn verse no 6 from Surah Al- Baqarah.

Activities:

From Surah AL-NAS

Key words:

- Naas: Common men
- Rabb: Lord of mankind. The developer of man 's physical appearance and moral behaviour
- Malik: King of mankind. The rewarder or punisher of thoughts, words and actions
- Ilahi: God of mankind. God is the object of man 's love and adoration

Activities:

1. Fill in the blanks.

- a. King of mankind is called _____
- b. Surah AL-NAS was revealed in _____
- c. Whispers of evil could be among both _____ and _____

- d. Naas means _____
- e. Lord of mankind is called _____
- f. A believer should look up to _____ alone to stay away from _____ thoughts
- g. The Holy Prophet (P.B.U.H) used to recite Surah Naas regularly at before going to_____.

1. **What are the three main causes of sin?**

2. **Start reciting this surah before going to bed.**

3. **Describe God with three phrases found in Surah Nas.**

1. _____

2. _____

3. _____

Chapter 2: AHADITH

Memorization:

1. Memorize Hadith “Persistence in Prayer” with translation.

Activities:

1. Fill in the blanks:
1. It is a sin to _____ praying.
 2. It is a _____ to abandon praying.
 3. It is a sin to abandon _____.

Chapter 3: SALAT

Memorization:

Category A (7 to 8)

- Memorize **Tasmee’ and Tehmeed**.

Category B (8 to 9)

- Revise Salat from **Intention (Niyyah) to Sajdah** prayer.

- Memorize Prayers between two Sajdah's.

Chapter 4: PRAYER & ATTRIBUTES of ALLAH

Memorization:

- Learn prayers with translation.
 - "Show Mercy to your Parents."

Activity:

A. Fill in the blanks with correct option.

- Above prayers is about our _____. (Parents, Siblings, Relatives)
- It is our responsibility to _____ our parents. (gift, respect, disobey)
- Our Parents sacrifice their _____ to give us attention. (lives, work, time)
- Parents Means _____ (Mother & Father both, Mother, Father)

Learn 2nd kalima with translation.

B. Memorize following Attributes of ALLAH with translation.

الْغَفَّارُ	<i>al-Ghaffaar</i>	The Great Forgiver	بہت بخشنے والا
الْقَهَّارُ	<i>al-Qahhaar</i>	The Most Supreme	صاحبِ جبروت
الْوَهَّابُ	<i>al-Wahhaab</i>	The Bestower	بہت دینے والا
الرَّزَّاقُ	<i>Ar-Razzaaq</i>	The Provider	روزی دینے والا
الْفَتَّاحُ	<i>al-Fattaah</i>	The Opener (of the doors of success) The Judge	کھولنے والا بہت واضح فیصلہ کرنے والا

Chapter 5: AL-QASEEDAH & DEENI MALOOMAT

Memorization:

- Memorize QASEEDAH no 7 and 8 from AL-QASEEDAH book.
- Learn Questions 5 and 6 from HAZRAT Musleh Mau'd (RA).
- Learn Questions 1 to 3 from Hazrat Khalifa-tul-Masih the 3rd (ATBA).
- Learn Questions 1 to 3 from Hazrat Khalifa-tul-Masih the 4th (ATBA).

Age group 10 to 12

Chapter 1: HOLY QURAN

Memorization:

7. Learn Surah Al-Quraish
8. Learn Verse No 9 and Verse No 10 from Surah Al- Baqarah with translation.
9. Learn Surah Al- Fill with translation.

Activities:

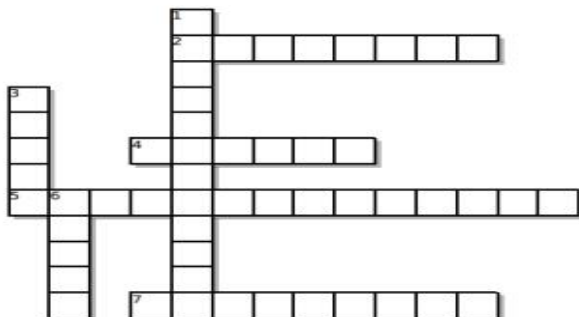
Activities are created based on the translation of the Surah and the commentary.

From Surah AL-Fil

Q1- What did Abdul-Muttalib reply to Abraha when he accused Abdul-Muttalib of making a paltry (worthless) request, instead of beseeching to save Ka'bah?

Q2- What happened to Abraha's Army when he tried to destroy Ka'bah?

Q3- Tell the story of Surah Al-Fil in your own words, assume you are trying to tell what happened to your younger sister or brother.



ACROSS

- 2 The disease that Abraha's army suffered from
- 4 First name of the person who came to destroy Ka'bah
- 5 He said, "I am the master of the camels and Ka'bah has a master of its own Who will protect it"
- 7 Abraha's army had this animal in abundance

DOWN

- 1 Owner of the Elephants
- 3 Place where this Surah was revealed
- 6 Abraha's army's bodies were eaten by these

Chapter 2: AHADITH

Memorization:

- Learn the following Hadith with translation
 - Importance of truth.
 - The Best Action.

Activities:

- Write some point about *Importance of truth*.
-
-

Chapter 3: SALAT

Memorization:

- Memorize At-Tashah-hud and Durood-e-Sharif with translation.

Activities:

4. Maintain record of your Salat as mentioned in Syllabus.
5. Fill in the blanks with suitable words.

Keywords: prayers, Prosper, Glorious, Abraham, Praiseworthy, blessings, Muhammad,

1. After reciting *Tashahhud*, the invocation of _____ on the Holy Prophet^(saw) called *Durud (Assalatu-'alan-nabi)* and some other _____ are recited.
2. Bless, O Allah, Muhammad^{saw} and the people of Muhammad^{saw}, as Thou didst... bless _____ and the people of Abraham. Thou art indeed the _____, the Glorious. _____, O Allah, Muhammad^{saw} and the people of Muhammad^{saw}, as Thou didst prosper Abraham and the people of Abraham. Thou art the Praiseworthy, the _____.

Chapter 4: PRAYER & ATTRIBUTES of ALLAH

Memorization:

- Learn prayers with translation.
 1. To get rid of Difficulties.
 2. Getting in to a Vehicle.
- Learn 4th Kalima.

- Memorize following Attributes of ALLAH with translation.

الْعَدْلُ	<i>al-'Adl</i>	The Just	انصاف کرنے والا
اللطيف	<i>al-Lateef</i>	The Subtle; Knower of All Subtleties The Incomprehensible	بہت باریک بین
الخبير	<i>al-Khabeer</i>	The All-Aware	خبردار
الْحَلِيمُ	<i>al-Haleem</i>	The Forbearing	تحمل والا
الْعَظِيمُ	<i>al-'Azeem</i>	The Great	عظمت والا

Chapter 5: AL-QASEEDAH & DEENI MALOOMAT

Memorization:

- Memorize QASEEDAH no 15 to 17 from AL-QASEEDAH book.
- Learn first 6 to 10 questions from Chapter Hazrat Khalifa-tul-Masih the 2nd (R.A)
- Learn first 6 to 8 questions from Chapter Hazrat Khalifa-tul-Masih the 3rd (R.A)
- Learn first 6 questions from Chapter Hazrat Khalifa-tul-Masih the 4th (RHA)

NOTE: Content of Syllabus has provided with the Syllabus.

Age group 13 to 15

Chapter 1: HOLY QURAN

Memorization:

7. Learn Surah AT-TAKATHUR with translation.
8. Learn verse no 13 to 15 from Surah Al-Baqarah with translation.
9. Learn Surah AT-TIN.

Activities:

From SURAH AL-TAKATHUR

1: What is the meaning of mutual rivalry (AT TAKATHUR)? Give few examples.

2: Who is warned in the Surah?

Chapter 2: AHADITH

Memorization:

- Learn the following Hadith with translation
 - Importance of Salat
 - Learning and Teaching of the Holy Quran

Activities:

6. Explain Importance of Salat in your own words.

Chapter 3: SALAT

Memorization:

- Learn Dua-e-Qunoot with translation.
- Fill in the blanks using the key words provided. (Translation of Dua-e-Qunoot)

Keywords: beseech, forgiveness, praise, chastisement, disbelievers, cast off, disobeys, present, prostrate

O Allah! We _____ Your help and ask Your _____ and believe in You and trust in You and _____ You in the best manner; and we thank You and we are not ungrateful to You, and we _____ and forsake him who _____ You.

O Allah! You alone do we worship and to You alone do we pray and we _____ ourselves; and we rush to You and _____ ourselves, and we hope for Your mercy and we fear Your _____, for surely Your chastisement overtakes the _____.

Chapter 4: PRAYER & ATTRIBUTES of ALLAH

Memorization:

- Learn Prayer with translation.
 - To Achieve Allah’s Blessings.
 - When it Rains.
- Learn 6th Kalima with translation.
- Memorize following attributes of ALLAH with translation.

أَلْحَسِيبُ	<i>al-Haseeb</i>	The Reckoner	حساب کتاب لینے والا
أَلْجَلِيلُ	<i>al-Jaleel</i>	The Lord of Majesty	بزرگی والا
أَلْكَرِيمُ	<i>al-Kareem</i>	The Noble	عزت والا
أَلرَّقِيبُ	<i>ar-Raqeeb</i>	The Watchful	نگہبان
أَلْمُجِيبُ	<i>al-Mujeeb</i>	The Answerer (of prayers)	قبول کرنے والا

Activities:

2. Write two properties of given each attribute of ALLAH.

1) _____

2) _____

Chapter 5: AL-QASEEDAH & DEENI MALOOMAT**Memorization:**

- Learn QASEEDAH no 19 to 22 with translation from AL-QASEEDAH book.
- Learn Question no 1-to-10-chapter Hazrat Khalifa-tul-Masih the 3rd (RHA) from Deeni Maloomat Book.
- Learn Question no 1-to-10-chapter Hazrat Khalifa-tul-Masih the 4th (ATBA)

Quarter 4 (July to Sep 2023)

Age group 7 to 9

Chapter 1: HOLY QURAN

Memorization:

Category A (7 to 8)

- Learn Surah An-Nasr. (With translation)
- Revise till verse no 6 & Learn verse no 7 from Surah Al-Fatiha.
- Revise verse no 1 to 5 from Surah AL- Baqarah.

Category B (8 to 9)

- Learn Surah An-Nasr. (With translation)
- Revise complete Surah AL-Fatiha
- Revise till verse no 6 & Learn verse no 7 from Surah AL- Baqarah.

Activities:

From Surah AL-NASAR

1. Words Meaning.

English	Meaning	English	Meaning
Convert	تبدیل کرنا	Believers	مومن
Victory	فتح	Mercy	رحمت
Entering	داخل ہونا	Last	اخری
Forgiveness	معافی	Troops	فوجی دستہ

2. Fill in the blanks with suitable words

New, Converts, Life, Victory, Medina

1. This Surah was revealed to the Holy Prophet (SAW) in _____ during the last few days of his _____.
2. Allah has fulfilled the promise of _____ to Holy Prophet (SAW).
3. Allah will forgive the past sins of _____.

Chapter 2: AHADITH

Memorization:

Category A&B (7 to 9)

- Memorize Hadith “Against Hearsay” with translation.

Activities:

- Fill in the blanks:
 - _____ is not like seeing.
 - Hearsay is not like _____.

Category B (8 to 9)

- Memorize Hadith “ALLAH’s Help”.
 1. ALLAH helps a person who helps his _____.

Chapter 3: SALAT

Memorization:

Category A (7 to 8)

- Memorize **Sajdah** prayer.
- Revise Salat till Sajdah prayer.

Category B (8 to 9)

- Revise Salat from **Intention (Niyah)** to **Prayers between two Sajdah’s**.
- Memorise **At-Tashah-hud**.

Chapter 4: PRAYER & ATTRIBUTES of ALLAH

- Revise all previous prayers.
- Learn 2nd kalima with translation.
- Memorize following Attributes of ALLAH with translation.

Chapter 5: AL-QASEEDAH & DEENI MALOOMAT

Memorization:

- Revise QASEEDAH no 1 to 8 from AL-Qaseedah.
- Deeni Maloomat: **Questions and Answers:**

<p>Q) What are the first two and last two Surahs (Chapters) of the Holy Quran?</p> <p>A) First two Surahs are Al Fatihah and Al Baqarah. The last two Surahs are Al Falaq and Al Nas</p> <p>Q) What is the longest and shortest Surah of the Holy Quran?</p> <p>A) Surah Al Baqarah is the longest and Al Kauthar is the shortest Surah in the Holy Quran.</p>	<p>سوال: قرآن کریم کی پہلی دو اور آخری دو سورتوں کے نام بتائیں۔</p> <p>جواب: پہلی دو سورت الفاتحہ و سورۃ البقرہ ہیں اور آخری دو سورت الفلق اور سورۃ الناس ہیں۔ آخری دونوں سورتوں کو معوذتین بھی کہتے ہیں کیونکہ یہ دونوں ”قُلْ اَعُوذُ“ سے شروع ہوتی ہیں۔ ان دونوں میں آخری زمانے کے فتنوں سے محفوظ رہنے کی دعا بھی سکھائی گئی ہے۔</p> <p>سوال: قرآن کریم کی سب سے بڑی اور سب سے چھوٹی سورت کونسی ہے؟</p> <p>جواب: سورۃ البقرہ سب سے بڑی اور سورۃ الکوثر سب سے چھوٹی ہے۔</p>
<p>Q) What is meant by a Hadis?</p> <p>A) Hadith is the blessed words of the Holy Prophet (PBUH) which were collected by companions.</p> <p>Q) When did the Holy Prophet (PBUH) claim to be a Prophet?</p> <p>A) When He was 40 years old.</p>	<p>سوال: حدیث کسے کہتے ہیں؟</p> <p>جواب: حدیث ان لفظی روایات کا نام ہے جو آنحضرت صلی اللہ علیہ وسلم کے اقوال و افعال اور احوال کے متعلق بیان کی گئیں۔</p> <p>سوال: آنحضرت صلی اللہ علیہ وسلم نے کتنی عمر میں نبوت کا دعویٰ کیا؟</p> <p>جواب: چالیس برس کی عمر میں۔</p>

➤ Learn Questions 1 to 5 from Hazrat Khalifa-tul-Masih 5th (ATBA).

Age group 10 to 12

Chapter 1: HOLY QURAN

Memorization:

10. Learn Surah Al-Lahab
11. Learn Verse No 11 and Verse No 12 from Surah Al- Baqarah with translation.
12. Learn Surah Al- Quraish with translation.

Activities:

From Surah AL-Quraish


Activities are created based on the translation of the Surah and the commentary.

1. In verse 3, where did Quraish travel in winter and summer, and what was the purpose of these journeys?

2. How is this Surah related to Surah AL-Fil?

3. Describe what Surah Quraish means? Explain in your own words.

Surah Quraish



ACROSS

- 2 Quraish used to travel to this place in summer.
- 4 Where was this Surah revealed.
- 6 Quraish used to travel to this place in Winter.
- 7 Ka'bah was a place of _____ for Quraish.

DOWN

- 1 Quraish became acquainted with the _____ about the appearance of a great Prophet in Arabia.
- 3 According to the last verse, God had given Quraish security against their _____.
- 5 Surah Quraish is closely related to this surah.

Chapter 2: AHADITH

Memorization:

- Learn the following Hadith with translation
- Importance of Good Conducts.
- Best Remembrance of ALLAH.

Activities:

- Write some Benefits about *Importance of Good Conduct*.
-
-

Chapter 3: SALAT

Memorization: Revise Complete Salat.

Activities:

- Maintain record of your Salat as mentioned in Syllabus.
- Fill in the blanks with suitable words.

Keywords: prayers, Prosper, Glorious, Abraham, Praiseworthy, blessings, Muhammad,

1. After reciting *Tashahhud*, the invocation of _____ on the Holy Prophet^(saw) called *Durud (Assalatu-'alan-nabi)* and some other _____ are recited.
2. Bless, O Allah, Muhammad^{saw} and the people of Muhammad^{saw}, as Thou didst bless _____ and the people of Abraham. Thou art indeed the _____, the Glorious. _____, O Allah, Muhammad^{saw} and the people of Muhammad^{saw}, as Thou didst prosper Abraham and the people of Abraham. Thou are the Praiseworthy, the _____.

Chapter 4: PRAYER & ATTRIBUTES of ALLAH

Memorization:

- Learn prayers with translation.
 - **To Control One's Anger**

Examples: when to read this prayer:

- Every time our sibling is arguing with us, and we get really angry.
- When you are being criticized, and we don't like it.
- Your brother ate your favourite food that you had kept in the fridge, and you are really mad at him.

Write two examples of situations when you should read this prayer.

- 1) _____
- 2) _____

• **For Reformation of Muslims**

- Learn 4th Kalima with translation.
- Memorize following Attributes of ALLAH with translation.

الْغَفُورُ	<i>al-Ghafoor</i>	The Most Forgiving	بخشنے والا
الشَّكُورُ	<i>ash-Shakoor</i>	The Most Appreciating	قدر دان
الْعَلِيُّ	<i>al-'Aliyy</i>	The High	بلندی والا
الْكَبِيرُ	<i>al-Kabeer</i>	The Incomparably Great	بڑائی والا
الْحَفِيظُ	<i>al-Hafeez</i>	The Guardian	حفاظت والا

Chapter 5: AL-QASEEDAH & DEENI MALOOMAT

Memorization:

1. Memorize QASEEDAH No 18 to 20 from AL-QASEEDAH book.
2. Learn following Questions:

<p>Q) In the first seventeen verses of the Holy Quran which three groups of people are discussed?</p> <p>A) 1. Righteous 2. Unbelievers 3. Hypocrites</p> <p>Q) Which Surah does not start with Bismillah and why?</p> <p>A) Surah Taubah because it is part of the previous Surah Al Anfal.</p> <p>Q) Which Surah has Bismillah twice?</p> <p>A) Surah Al Naml (First in the starting and second time in verse 31)</p>	<p>سوال: سورۃ البقرہ کی پہلی سترہ آیات میں کتنے گروہوں کا ذکر ہے؟ ان کے نام بتائیں</p> <p>جواب: تین کا ذکر ہے۔ (۱) متقی، (۲) کافر (۳) منافق۔</p> <p>سوال: قرآن کریم کی کس سورت سے پہلے بسم اللہ نہیں آئی اور کیوں؟</p> <p>جواب: سورۃ التوبہ سے پہلے کیونکہ یہ سورت پہلی سورۃ الانفال کا ہی حصہ ہے۔</p> <p>سوال: قرآن کریم کی کس سورت میں بسم اللہ دو دفعہ آئی ہے؟</p> <p>جواب: سورۃ النمل میں (ایک دفعہ ابتدا میں اور ایک دفعہ آیت 31 میں)</p>
---	--

3. Learn question No 1 to 10 from chapter HAZRAT KHALIFA TUL MASIH the 5th (ATBA)

Age group 13 to 15

Chapter 1: HOLY QURAN

Memorization:

10. Learn Ayat-ul-kursi with translation.
11. Learn verse no 16 and 17 from Surah Al- Baqarah with translation.
12. Learn Surah AL-QADAR
13. Revise Complete 17 verses from Surah Al-Baqarah

Activities:

From SURAH AL-BAQARAH

1. Fill in the blanks:

Prayers, Cow, Hidden, Serve, Unseen, Given, Longest, All -Knowing, Creations, Guidance

1. This is the _____ Surah of Holy Qur'an and was revealed in _____
2. Alif Lam Mim means I am Allah, the _____
3. Qur'an contains all the _____ and _____
4. Baqarah means _____.
5. A true believer should believe in _____ truth.
6. A believer believes in existence of God even though He is _____.
7. A true believer should observe _____ as prescribed
8. A true believer should _____ his fellow being by spending out of what God has _____ them.

2. True or False:

1. The Qur'an is the perfect book.
2. The Qur'an has no prophecies about future inventions.
3. Allah is all knowing.
4. The Qur'an is the perfect book for all the times.
5. A believer should pray according to what he/she is taught.

6. "Baqarah" means village.
7. We should always Thank to ALLAH.
8. Without both body and soul worship is not perfect.

Chapter 2: AHADITH

Memorization:

1. Memorize Hadith the Importance of Sadqah with translation.
2. Memorize Hadith Love for the Holy Prophet (S.A.W) with translation.

Activities:

- Explain Importance of Sadqah in your own words.

Chapter 3: SALAT

Memorization:

1. Revise Complete Salat with translation.

Activities:

- A. What does the word Vitr means and how many Raka'at of prayers are in Vitr?

- B. How is Vitr Prayer different from rest of the prayers?

Nasirat between ages 13-15 are expected to have the Salat memorized entirely with translation. It is expected that:

- They are implementing their knowledge of Salat by praying five times daily.
- They should be assisting the younger Nasirat in learning the Salat.
 - Each month local secretaries are expected to assign a Nasirah of this age group to demonstrate the Salat loudly.

- Nasirat secretary should also correct mistakes, if any.

Chapter 4: PRAYER & ATTRIBUTES of ALLAH

Memorization: Learn Prayer with translation.

O Allah! You are the Peace, and from You is peace; Blessed are You, O Lord of Majesty and Bounty (Muslim)

I seek forgiveness from Allah for all my sins and turn towards Him (in all sincerity)

There is no God but Allah, The Unique, with no Partner; His is the Kingdom and His is all Praise; and He possesses power over all things. (Bukhari)

O Allah! There is none to stop that which you bestow, and there is none to give that which You withhold, and of no benefit is the majesty of any noble against You. (Bukhari)

اللَّهُمَّ أَنْتَ السَّلَامُ وَمِنْكَ السَّلَامُ تَبَارَكْتَ
يَا ذَا الْجَلَالِ وَالْإِكْرَامِ

أَسْتَغْفِرُكَ اللَّهُ رَبِّي مِنْ كُلِّ ذَنْبٍ وَأَتُوبُ إِلَيْهِ

لَا إِلَهَ إِلَّا اللَّهُ وَحْدَهُ لَا شَرِيكَ لَهُ لَهُ
الْمُلْكُ وَلَهُ الْحُكْمُ وَهُوَ عَلَى كُلِّ شَيْءٍ
قَدِيرٌ

اللَّهُمَّ لَا مَانِعَ لِمَا أَعْطَيْتَ، وَلَا مُعْطِي لِمَا
مَنْعْتَ، وَلَا يَنْفَعُ ذَا الْجَدِّ مِنْكَ الْجَدُّ

1. Revise 1 to 6 Kalima with translation.
2. Memorize following attributes of ALLAH with translation.

الْوَاسِعُ	<i>al-Waasi`</i>	The Bountiful	کشائش والا
الْحَكِيمُ	<i>al-Hakeem</i>	The Wise	حکمت والا
الْوَدُودُ	<i>al-Wadood</i>	The Loving	محبت کرنے والا
الْمَجِيدُ	<i>al-Majeed</i>	The Glorious	بڑی شان والا

Activities:

3. Write two properties of given each attribute of ALLAH.

1) _____

2) _____

Chapter 5: AL-QASEEDAH & DEENI MALOOMAT

Memorization:

1. Learn QASEEDAH no 23 to 25 with translation from AL-QASEEDAH book.
 2. Learn Question no 11 to 15 from chapter ALLAH TAALA.
 3. Learn first 15 questions from chapter Hazrat Khalifa-tul-Masih the 5th (ATBA)
-